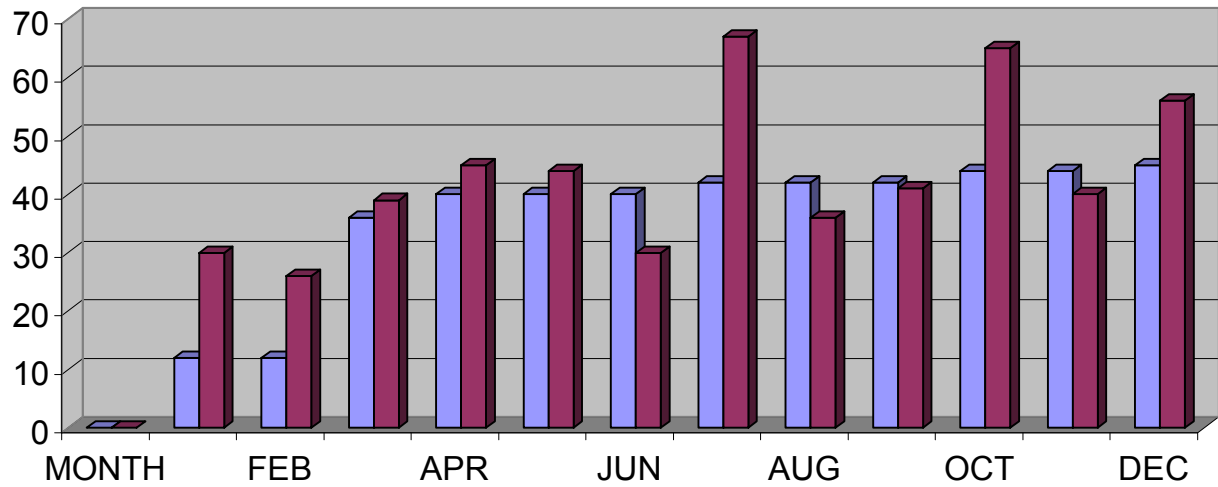


2007 BUILDING DIVISION REVISED REMEDIATION BENCHMARK GOALS - ALL GRANTS

MONTH	# UNITS REMEDIATED GOAL	# UNITS REMEDIATED ACTUAL	VARIANCE FROM GOAL				
JAN	12	30	18				
FEB	12	26	14				
MAR	36	39	3				
APR	40	45	5				
MAY	40	44	4				
JUN	40	30	-10				
JUL	42	67	25				
AUG	42	36	-6				
SEP	42	41	-1				
OCT	44	65	21				
NOV	44	40	-4				
DEC	45	56	11				
TOTAL	439	519	80				

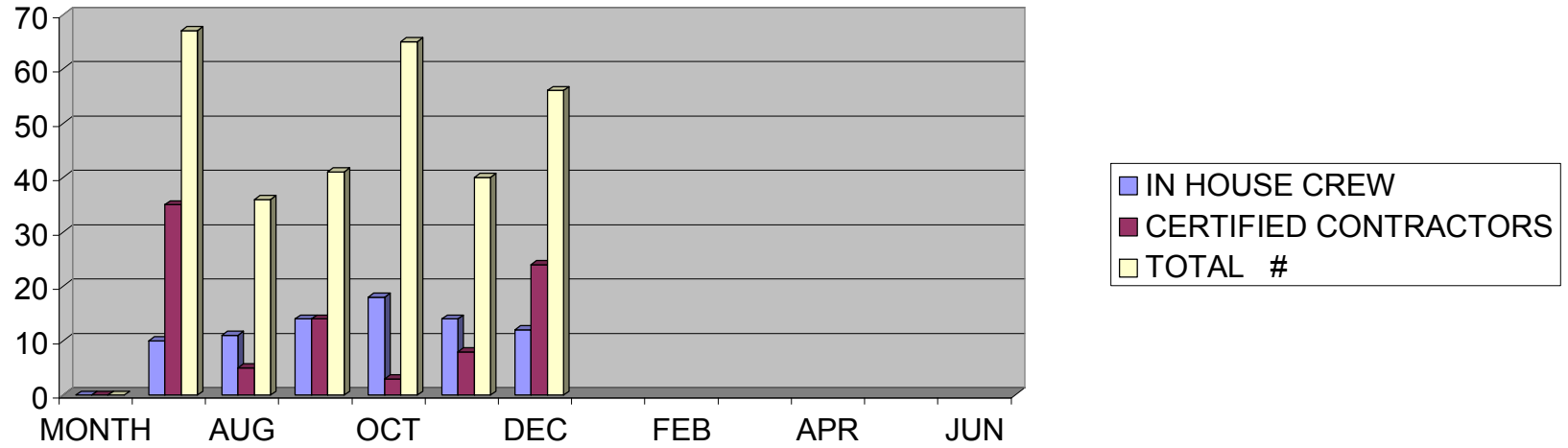
HUD REMEDIATION BENCHMARK GOAL VS. ACTUAL PRODUCTION



HOUSING UNITS MADE LEAD SAFE 2007 - 2008

	IN HOUSE	LRF Funded	Grant Funded		LRF	Grant Funded		
	CERTIFIED	CERTIFIED	CERTIFIED	TOTAL	CERTIFIED	CERTIFIED		
	CREW	CONTRACTORS	CONTRACTORS	#	CONTRACTORS	CONTRACTORS		
MONTH	# UNITS COMPLETED	# UNITS COMPLETED	# UNITS COMPLETED	UNITS COMPLETED	PROJECT COST	PROJECT COST		
JUL	10	35	22	67	\$ 75,000.00	\$ 154,331.00		
AUG	11	5	20	36	\$ 33,670.00	\$ 153,895.00		
SEP	14	14	13	41	\$ 90,475.00	\$ 107,847.00		
OCT	18	3	44	65	\$ 22,344.00	\$ 246,968.00		
NOV	14	8	18	40	\$ 60,167.00	\$ 191,968.00		
DEC	12	24	20	56	\$ 148,025.00	\$ 175,978.00		
JAN								
FEB								
MAR								
APR								
MAY								
JUN								
TOTAL	79	89	137	305	\$ 429,681.00	\$ 1,030,987.00		

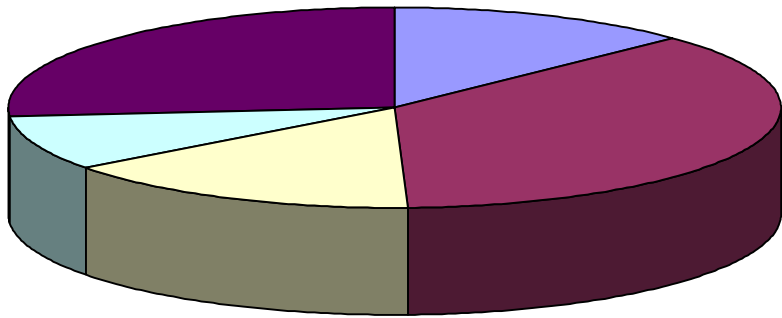
HOUSING UNITS REMEDIATED



HOUSING UNITS DESIGNATED LEAD SAFE FY08

MONTH	VIA IN-HOUSE	VIA CONTRACTORS	VIA OWNER/AGENT	VIA RISK ASSESSMENT	VIA NEW CONSTRUCTION	TOTAL
JUL	10	57	19	10	44	140
AUG	11	25	7	11	44	98
SEP	14	27	17	10	10	78
OCT	18	47	23	8	45	141
NOV	14	26	15	7	16	78
DEC	12	44	13	8	4	81
JAN						0
FEB						0
MAR						0
APR						0
MAY						0
JUN						0
MONTH	VIA IN-HOUSE	VIA CONTRACTORS	VIA OWNER/AGENT	VIA RISK ASSESSMENT	VIA NEW CONSTRUCTION	TOTAL
TOTALS	79	226	94	54	163	616

HOUSING UNITS DESIGNATED LEAD SAFE FY08

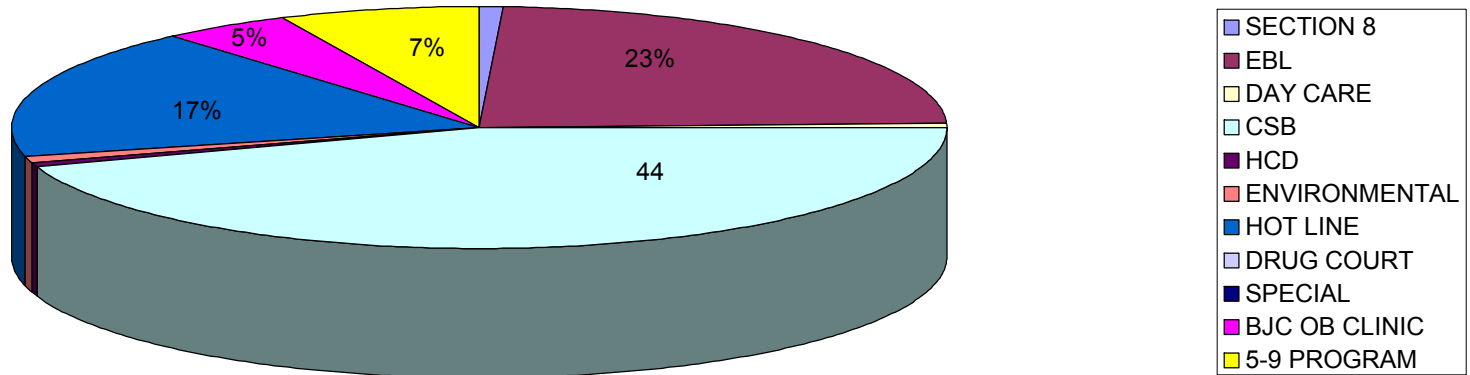


- VIA IN-HOUSE
- VIA CONTRACTORS
- VIA OWNER/AGENT
- VIA RISK ASSESSMENT
- VIA NEW CONSTRUCTION

LEAD INSPECTION SERVICE REQUESTS BY SOURCE FY08

MONTH	SECTION 8	EBL	DAY CARE	CSB	HCD	ENVIRONMENTAL	HOT LINE	DRUG COURT	SPECIAL	BJC OB CLINIC	5-9 PROGRAM	MULTI-UNIT	TOTAL
JUL	1	21	0	72	0	0	26	0	0	1	44	0	165
AUG	1	26	3	45	2	1	19	0	0	0	2	0	99
SEP	1	19	0	92	1	0	26	0	0	8	1	0	148
OCT	0	48	0	29	1	4	28	0	0	18	1	0	129
NOV	1	27	0	45	0	0	14	0	0	6	0	4	97
DEC	1	26	0	32	0	0	10	0	0	0	0	15	84
JAN06													0
FEB													0
MAR													0
APR													0
MAY													0
JUN													0
MONTH	SECTION 8	EBL	DAY CARE	CSB	HCD	ENVIRONMENTAL	HOT LINE	DRUG COURT	SPECIAL	BJC OB CLINIC	5-9 PROGRAM	MULTI-UNIT	TOTAL
TOTAL	5	167	3	315	4	5	123	0	0	33	48	19	722

LEAD INSPECTION REQUESTS BY SOURCE - FY08



Washington University OB Clinic collaboration established in May07

LEAD POISONING INSPECTIONS FY08

	REFERRALS	UNITS	UNITS		COURT		TOTAL
MONTH	RECEIVED	INSPECTED	CITED	RE-INSPECTIONS	REFERRALS	MONTH	INSPECTIONS
JUL	165	79	69	386	12	JUL	465
AUG	99	78	67	535	2	AUG	613
SEP	148	178	168	447	3	SEP	625
OCT	129	135	127	559	2	OCT	694
NOV	97	80	73	500	1	NOV	580
DEC	84	41	33	497	4	DEC	538
JAN07						JAN07	0
FEB						FEB	0
MAR						MAR	0
APR						APR	0
MAY						MAY	0
JUN						JUN	0
TOTAL	722	591	537	2924	24	TOTAL	3515

TOTAL LEAD INSPECTIONS - FY08

